

T W I N C I T I E S

# foot&ankle

C O N F E R E N C E

PROGRAM GUIDE

SAINT PAUL RIVERCENTRE  
NOVEMBER 14-16, 2024





# VASCULAR CARE

**OUTPATIENT VASCULAR CARE  
AND INTERVENTIONAL  
RADIOLOGY**



## **WE OFFER**


- Chronic Pelvic Pain Treatment
- Critical Limb Ischemia Treatment
- Non-healing Wound Treatment
- Oncology
- Peripheral Artery Disease Treatment
- Uterine Fibroid Embolization
- Varicocele Treatment
- Varicose and Spider Vein Treatment
- Vascular Access
- Venous Disease Treatment

**WE BRING BRILLIANCE TO HEALTH AND WELLNESS**



[RAYUSradiology.com](http://RAYUSradiology.com)

# Never stop innovating



**Total Ankle** Replacement



**EasyFuse™** Dynamic Compression System



**PROstep®** Minimally Invasive Surgery



**Pulse** Intelligent Delivery Platform



Stryker Foot & Ankle



@strykerfoot.ankle



footankle.stryker.com

# MIS FiberTak<sup>®</sup> Achilles SpeedBridge<sup>™</sup>

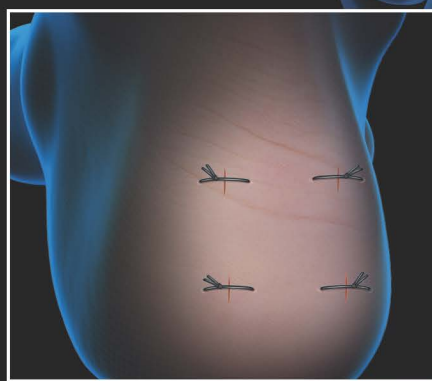
## Percutaneous FiberTape<sup>®</sup> Compression and Repair

The MIS FiberTak Achilles SpeedBridge repair implant system enables an hourglass pattern of FiberTape suture and knotless rip-stop sutures to be laid over the tendon's distal end in a completely knotless 4-anchor configuration. It also provides rigid tendon fixation with improved tendon-to-bone opposition, potentially allowing for immediate postoperative weightbearing and range of motion.<sup>1</sup>

2.6 mm Knotless FiberTak anchors for proximal fixation (x2)



DX 3.9 mm BioComposite SwiveLock<sup>®</sup> anchors for distal fixation (x2)




### MIS FiberTak Achilles SpeedBridge Features

- Four small poke holes
- 25% less implant material than the 4.75 mm SwiveLock Achilles SpeedBridge construct
- Knotless rip-stop doubles the biomechanical strength<sup>2</sup>
- Collagen-coated 1.7 mm FiberTape suture
- Cannulated instrumentation for percutaneous approach



MIS FiberTak Achilles SpeedBridge Kit



*Learn more about the MIS Achilles approach*

#### References

1. Arthrex, Inc. Data on file (APT-01462, APT-00924, APT-01140). Naples, FL; 2020.
2. Arthrex, Inc. Data on file (APT-05964). Naples, FL; 2023.

Postoperative management is patient-specific and dependent on the treating professional's assessment. Individual results will vary and not all patients will experience the same postoperative activity level or outcomes.



# DEAR COLLEAGUE

On behalf of the Minnesota Podiatric Medical Association, it is my pleasure to invite you to attend the **Twin Cities Foot & Ankle Conference** on **November 14-16, 2024** at the **Saint Paul RiverCentre** in Saint Paul, MN where you can earn 20 CECH.

Our three-day conference will cover the entire spectrum of foot and ankle care in sessions aimed at enhancing your skills in sports medicine, dermatology, pediatrics, new surgical techniques and treatments of foot and ankle conditions, and much more. Back by popular demand is the fireside chat and case review on Thursday that will offer unique, challenging, and thought-provoking discussion on cases provided by your colleagues.

On Friday evening, join MPMA in downtown St. Paul where attendees can reconnect with colleagues and industry members. MPMA's annual business meeting will be held on Saturday at 12:00 PM where members will receive an update on the association's activities and other important information.

Attendees will be able to explore a vast exhibit hall and learn about new innovations, products, and services that you do not want to miss from top industry members. For every three booths that you visit, you will receive a ticket to enter your name into drawings for a variety of excellent prizes. We are grateful for the support our industry partners provide us and the vital role that they play in our community.

We invite you to register online at [www.mnpma.org/conference](http://www.mnpma.org/conference) and hope to see you in November.

All my best,

**Kyle Abben, DPM, FACFAS**  
SCIENTIFIC COMMITTEE CHAIRMAN

## SCIENTIFIC COMMITTEE

Kyle Abben, DPM  
CHAIRMAN  
Kristen Brett, DPM  
Lindsey Hjelm, DPM  
Stephanie Kvas, DPM  
Kevin Mahoney, DPM  
Christopher Neese, DPM  
Steven Smith, DPM  
Allison Willkolm, DPM  
Michelle Winder, DPM

# THANK YOU

TO OUR CORPORATE SPONSORS

## PLATINUM



## GOLD



## SILVER



## Exhibit Booths Visit & Win Prizes!

Stop by the exhibit booths to explore and learn about new innovations, products and services from top industry members. For every three booths that you visit, you will receive a ticket to enter your name into drawings for a variety of prizes!



## GENERAL INFORMATION

### CONFERENCE LOCATION

#### Saint Paul RiverCentre

175 West Kellogg Boulevard  
Saint Paul, MN 55102

### HOTEL ACCOMMODATIONS

#### Saint Paul Hotel

350 Market Street  
Saint Paul, MN 55102

We have secured a block of rooms at a discounted rate of \$174/night + tax. To make a reservation, call **800.292.9292** and reference the "2024 Twin Cities Foot & Ankle Conference Rate" for or [Book Online](#) for the discounted rate. Reservations must be made by **October 17, 2024** to secure the discounted rate.

### CONFERENCE PARKING

**Entrances:** The upper entrance is located on Kellogg Boulevard and the lower entrance is at the intersection of Eagle Street and Chestnut Street. **Skyway Connection:** The ramp is directly connected to all event facilities through a climate controlled skyway.

### CONTINUING EDUCATION

The Minnesota Podiatric Medical Association is approved by the Council on Podiatric Medical Education as a provider of continuing education in podiatric medicine. The Minnesota Podiatric Medical Association has approved this activity for a maximum of 20 continuing education contact hours.

### INTENDED AUDIENCE

The intended audience for the conference is podiatric physicians.

### CANCELLATION POLICY

A \$50.00 administrative fee will be charged to any cancellation. Cancellations must be made in writing to [info@mnpmma.org](mailto:info@mnpmma.org) by October 1, 2024. No refunds for cancellations will be honored after this date. Refunds are not granted to no-shows.

### COMMERCIAL FINANCIAL SUPPORT

No commercial interest provided financial support for this continuing education activity.

REGISTRATION INFORMATION

REGISTRATION CATEGORY	REGISTERED BY SEPTEMBER 1, 2024	REGISTERED AFTER SEPTEMBER 1, 2024
MPMA Member	Free	\$99
APMA Member	\$599	\$649
Non-APMA Member	\$999	\$1049
APMA Resident Member	Free	Free
Student	Free	Free

SCHEDULE AT-A-GLANCE

Thursday, November 14, 2024: 1:00 PM - 6:15 PM (5 CECH)  
 Friday, November 15, 2024: 7:00 AM - 6:00 PM (9.5 CECH)  
 Saturday, November 16, 2024: 7:00 AM - 2:15 PM (5.5 CECH)

20 CECH Total

LEARNING OBJECTIVES

Upon the conclusion of the Twin Cities Foot & Ankle Conference, podiatric physicians will be able to:

- Describe and better implement emerging medical and surgical trends in forefoot and midfoot surgery.
- Assess complex pathoanatomy of the foot and ankle and effectively apply evidence-based treatments to surgical practice.
- Describe clinical research design and implementation as it pertains to foot and ankle surgery.
- Demonstrate a deeper understanding of complex foot and ankle surgical pathology and how to manage complications more effectively.
- Display a better understanding of bunion deformities and various surgical treatment options and be able to implement new techniques into their practice.
- Understand principles that contribute to effectively diagnosing and managing both cavus and flatfoot patients.



## CECH POLICY

In accordance with Council on Podiatric Medical Education requirements, MPMA is required to monitor educational session attendance to verify CECH earned by each attendee.

Badges are bar-coded with each attendee's personal information. You must scan your badge during the scanning times noted below to earn CECH. Your scan times will be recorded and CECH awarded accordingly.

### THURSDAY NOVEMBER 14

**1st Scan:**  
When you arrive  
at the conference

**2nd Scan:**  
When you leave  
the conference

**Total CECH: 5**

### FRIDAY NOVEMBER 15

**1st Scan:**  
When you arrive  
at the conference

**2nd Scan:**  
12:00-1:00 PM

**3rd Scan:**  
When you leave  
the conference

**Total CECH: 9.5**

### SATURDAY NOVEMBER 16

**1st Scan:**  
When you arrive  
at the conference

**2nd Scan:**  
When you leave  
the conference

**Total CECH: 5.5**

CECH certificates will be emailed to attendees by December 2, 2024

## SCHEDULE

## THURSDAY, NOVEMBER 14, 2024

1:00-2:00 PM	<b>(1 CECH)</b>	<b>Global Health &amp; More</b> Kimberly Bobbitt, DPM, Patrick DeHeer, DPM, Steve Schmid, DPM, Loring Stead, DPM Ballrooms C/D
2:00-3:00 PM	<b>(1 CECH)</b>	<b>What's New In Foot &amp; Ankle Sports Medicine</b> – Chris Segler, DPM Ballrooms C/D
3:00-4:00 PM	<b>(1 CECH)</b>	<b>State of the State: Research &amp; Case Studies from Minnesota Residency Programs</b> <ul style="list-style-type: none"> <li>• Diagnostic Assessment and Surgical Management of Lisfranc Injuries – Danielle Nack, DPM</li> <li>• Does Hyperbaric Oxygen Therapy Decrease Flap Complication Rates Following Reconstruction of the Charcot Foot &amp; Ankle – Curtis Marker, DPM</li> <li>• Rearfoot Procedure Selection for PTTD and Flexible Flatfoot – Michaela Heys, DPM</li> <li>• A Retrospective Radiographic Analysis Using a Dynamic Multiplanar External Fixator for Gradual Charcot Neuroarthropathy Deformity Correction – Madison Leyk, DPM</li> <li>• Surgical Management of Delayed Presentation Lisfranc Fracture Dislocation – Spencer Arndt, DPM</li> <li>• Surgical Decision-Making with a Delayed Ankle Fracture Presentation in a Young Athlete – Kelly Gould, DPM</li> </ul> Ballrooms C/D
4:00-4:15 PM	<b>(No CECH)</b>	<b>BREAK</b>
4:15-6:15 PM	<b>(2 CECH)</b>	<b>Fireside Chat &amp; Case Review Happy Hour</b> Ballrooms A/B

## SCHEDULE

FRIDAY, NOVEMBER 15, 2024

7:00-8:00 AM	<b>(1 CECH)</b>	<b>BREAKFAST &amp; LEARN</b> <b>Pediatric Dermatitis</b> – Dock Dockery, DPM Ballrooms C/D
		<b>TRACK ONE</b>
8:00-9:00 AM	<b>(1 CECH)</b>	<b>Pediatrics &amp; Podiatry</b> – Patrick DeHeer, DPM Ballrooms C/D
9:00-10:00 AM	<b>(1 CECH)</b>	<b>Lower Extremity Dermatitis</b> – Dock Dockery, DPM Ballrooms C/D
		<b>TRACK TWO</b>
8:00-10:00 AM		<b>TREACE MEDICAL CONCEPTS SYMPOSIA &amp; HANDS-ON TRAINING</b> <i>Come &amp; see Treace's newest innovations &amp; get hands-on training with their faculty.</i>
10:00-10:45 AM	<b>(No CECH)</b>	<b>BREAK – VISIT EXHIBITORS</b>
10:45 AM-12:00 PM	<b>(1.25 CECH)</b>	<b>Current Trends in the Management of Plantar Fasciopathy</b> – Wade Johnson, DO Ballrooms C/D
12:00-1:00 PM	<b>(1 CECH)</b>	<b>LUNCH &amp; LEARN</b> <b>Biomaterial Augmentation in Tendon &amp; Ligament Repair</b> – Scott Carrington, DPM Ballrooms A/B
1:00-2:45 PM	<b>(1.75 CECH)</b>	<b>Versus – Is One Better Than The Other?</b> <ul style="list-style-type: none"> <li>• Ankle Fusion vs. Ankle Replacement – Mitchell Thompson, DPM</li> <li>• Jones Fracture: Operative vs. Non-Operative Treatment – Brett Waverly, DPM</li> <li>• Achilles Ruptures: Operative vs. Non-Operative – Chloe Sakow, DPM</li> </ul> Ballrooms C/D
2:45-3:30 PM	<b>(No CECH)</b>	<b>BREAK – VISIT EXHIBITORS</b>
3:30-4:30 PM	<b>(1 CECH)</b>	<b>“Leave the Bone Alone” – Soft Tissue Rebalancing for 2nd Ray &amp; Other Hammertoe Pathology</b> – Larry DiDomenico, DPM Ballrooms C/D
4:30-6:00 PM	<b>(1.5 CECH)</b>	<b>Understanding Stark Law &amp; Anti-Kickback: A Personal Account &amp; Candid Discussion</b> Adrienne Ross, DPM, Alap Shah, DPM, Andrew Alder, JD Ballrooms C/D
6:00 PM	<b>(No CECH)</b>	<b>ATTENDEE &amp; VENDOR GATHERING</b> Join MPMA in downtown St. Paul to reconnect with fellow colleagues and industry partners. Attendees are encouraged to meet at Herbie's On The Park for an informal gathering.

## SCHEDULE

SATURDAY, NOVEMBER 16, 2024

7:00-8:00 AM	<b>(1 CECH)</b>	<b>BREAKFAST &amp; LEARN</b> <b>State of the State: Research &amp; Case Studies from Minnesota Residency Programs</b> <ul style="list-style-type: none"> <li>• Concurrent Treatment of Painful Brachymetatarsia of Metatarsals 3 and 4 by Corticotomy and Gradual Callus Distraction: A Case Report – Paul Evans, DPM</li> <li>• Chronic Rearfoot and Ankle Instability: A Proposed Workup &amp; Treatment Algorithm – Katie Diol, DPM</li> <li>• Can Restoring Medial Column Function with Midfoot Fusion Prevent the Need for Prophylactic Second Metatarsal Shortening in Patients with Hallux Valgus Deformity? – Peter Hollinger, DPM</li> <li>• Surgical Reconstruction of the Dysfunctional Cavovarus Foot: Procedure Selection and Incision Planning for Complex Cavus Deformity – Sarah Langer, DPM</li> <li>• The Mercedes 3 Point Flap as a Viable Method of Wound Coverage Following Partial Calcaneotomy – Riley Moore, DPM</li> <li>• Surgical Treatment, Tips, and Postoperative Cares of Cavovarus Foot in a 15-Year-Old with Charcot-Marie-Tooth Disease – Lyn Olson, DPM</li> <li>• Treatment Considerations for Calcaneal Gait Secondary to Overlengthening Following Gastroc Release: A Case Series Including Surgical Technique for Achilles Shortening with FHL Tendon Transfer – Carly Goehring, DPM</li> </ul> Ballrooms C/D
8:00-9:45 AM	<b>(1.75 CECH)</b>	<b>Charcot</b> <ul style="list-style-type: none"> <li>• Advancement in Bracing Deformities – Eric Rios, LCPO</li> <li>• Charcot Reconstruction – Kimberly Bobbitt, DPM</li> <li>• Minimally Invasive Charcot – Peter Bellezza, DPM</li> <li>• Decision Process for Care – Christopher Neese, DPM</li> </ul> Ballrooms C/D
9:45-10:30 AM	<b>(No CECH)</b>	<b>BREAK – VISIT EXHIBITORS</b>
10:30 AM-12:00 PM	<b>(1.5 CECH)</b>	<b>Introduction to Peripheral Nerve Pathology, Diagnosis &amp; Treatment</b> Lauren Schnack, DPM <b>Overview of Lower Extremity Nerve Releases: Clinical &amp; Surgical Cases</b> Shari Moore, DPM <b>Complex Regional Pain Syndrome: A Poorly Understood &amp; Controversial Condition</b> Scott Stayner, MD, PhD Ballrooms C/D
12:00-1:00 PM	<b>(No CECH)</b>	<b>MPMA ANNUAL BUSINESS MEETING</b> Ballrooms A/B
1:00-2:15 PM	<b>(1.25 CECH)</b>	<b>Bunions</b> <ul style="list-style-type: none"> <li>• Bunion Latest Trends – Steven Smith, DPM</li> <li>• Metatarsus Adductus and Bunion – Kristen Brett, DPM</li> <li>• Lapidus Correction, Jig or No Jig – Chloe Sakow, DPM</li> <li>• MIS Bunion Update – Steven Smith, DPM</li> </ul> Ballrooms C/D



Introducing  
**SpeedMTP™**  
Rapid Compression Implant

**Fast Insertion**

SpeedPlate™ technology delivers the speed of a staple with the strength of a titanium locking plate\*

**Sleek Implant Design**

Ultra-low profile designed to minimize soft tissue irritation and palpability

**Secure Dynamic Compression**

Continuous compression combined with FastPitch® locking fixation for construct strength and stability

Before use of the system, the surgeon should refer to the appropriate instructions for use and surgical technique for complete warnings, precautions, indications, contraindications, and adverse events. Risks include, but are not limited to: infection, pain, discomfort from the presence of the implant, loosening of the implant, and loss of correction with nonunion or malunion. If any of these occur, additional treatments may be needed. Additional information about risks, warnings, and instructions is available at [Lapiplasty.com/surgeons/labeling](http://Lapiplasty.com/surgeons/labeling).

To learn more,  
visit [Treace.com](http://Treace.com)



**TREACE**  
A Step Ahead.™

\*Encompasses locking plate and screw construct

Pat. [treace.com/patents](http://treace.com/patents) ©2024 Treace Medical Concepts, Inc. All rights reserved. M3295A

# GlideWear™

MADE IN MINNESOTA ★ U.S.A. ★

TECHNOLOGY

## Tamarack® Protection Socks

Utilizes GlideWear technology to create a slippery, low-friction zone that protects at-risk areas from the forces that cause diabetic foot ulcers, calluses, blisters and other painful skin damage.

### Available in four different models:

- Heel/Ankle
- Midfoot
- Forefoot
- Partial foot

Each model features SmartKnit® non-binding sock technology that accommodates swelling (edema).



*GlideWear dual-layer fabric glides smoothly against itself to absorb friction and shear forces, and protect skin.*

ACCEPTED



AMERICAN  
PODIATRIC  
MEDICAL  
ASSOCIATION



SCAN TO LEARN  
MORE ABOUT  
GLIDEWEAR®  
FROM TAMARACK®

ALWAYS  
100% QUALITY  
GUARANTEED

GlideWear™

LOW FRICTION FABRIC TECHNOLOGY



MOISTURE



AIR



Tamarack®

HABILITATION TECHNOLOGIES, INC.





— PODIATRIC PATHOLOGY —

## *A new standard for Podiatry*

At Sagis Diagnostics, we are redefining excellence in podiatric pathology. Our commitment to setting a new standard for podiatry is reflected in our comprehensive suite of resources and expert support that include:

### **ONLINE VIDEOS & COLLECTION GUIDES**

Access our detailed instructional videos and collection guides on podiatric biopsy techniques, designed to refine your skills and ensure precise diagnoses.

### **EXPERT CODING INSIGHTS**

Navigate the complexities of billing with ease, thanks to our coding insights provided by top experts in the field.

### **PODIATRIC CLINICAL AFFAIRS BOARD**

Connect directly with our distinguished Clinical Affairs Board for expert advice and answers to your clinical questions, enhancing your diagnostic and treatment capabilities.

T. (877) 697-2447  
F. (855) 697-2447  
[SagisPodiatry.com](http://SagisPodiatry.com)



CONTACT US



**Minnesota Podiatric Medical Association**

1465 Arcade Street  
Saint Paul, MN 55106  
Phone/Fax: 651.395.7994  
Email: [info@mpma.org](mailto:info@mpma.org)  
[www.mnpma.org](http://www.mnpma.org)